


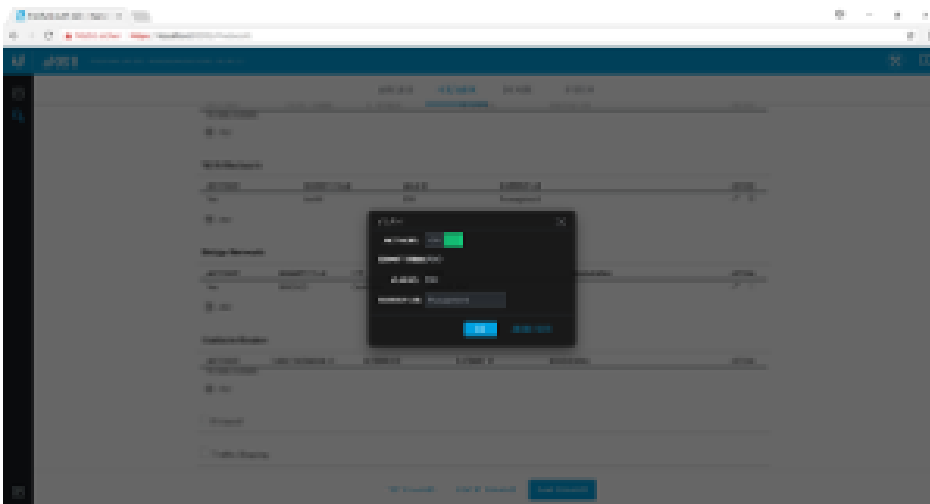
Ubiquiti Richtfunkstrecken einrichten

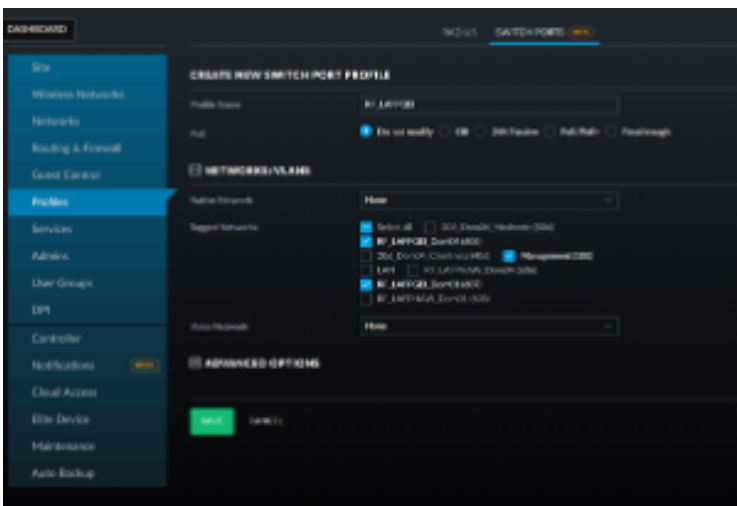
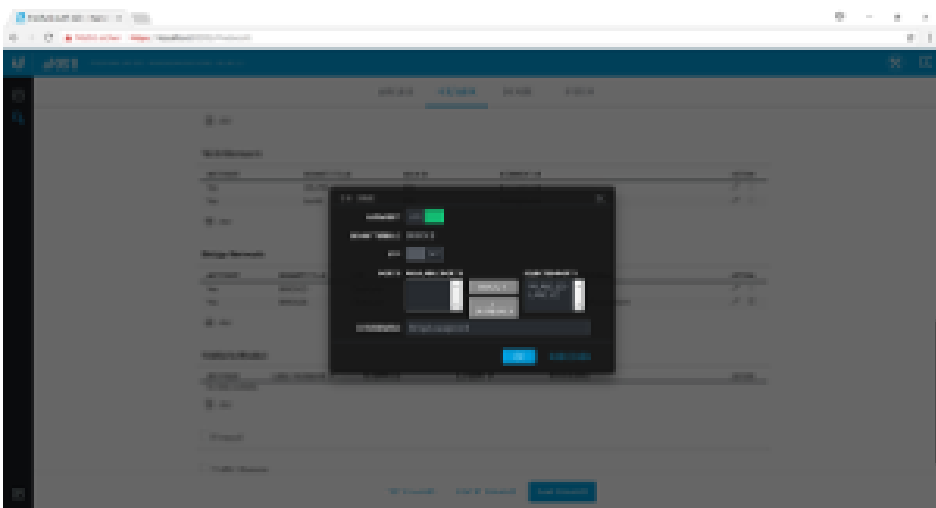
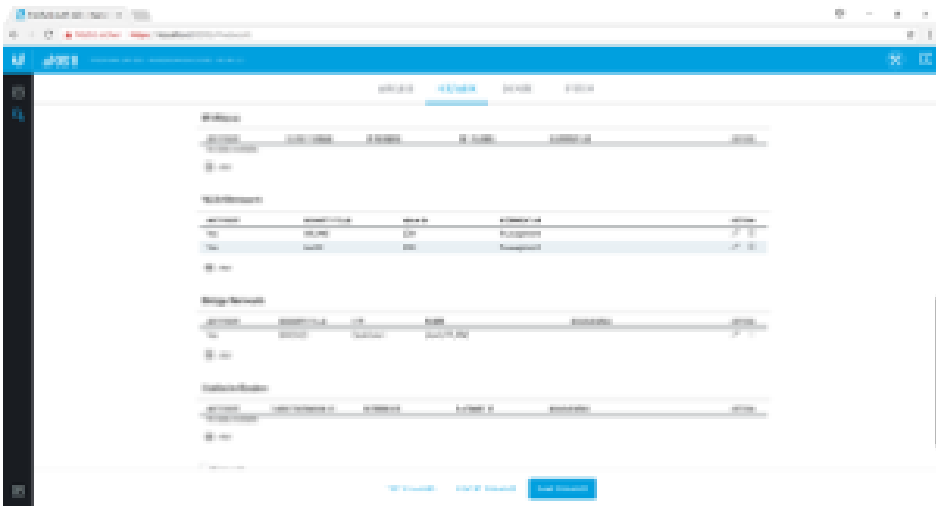
 Diese Seite ist bisher nur eine Sammlung von Informationen und keine fertige Anleitung!

Beispiel Management-VLAN konfigurieren

1. VLAN 100 an LAN0 anlegen
2. VLAN 100 an WLAN0 anlegen
3. Bridge zwischen LAN0.100 und WLAN0.100 anlegen

Screenshot-Sammlung





CREATE NEW SWITCH PORT PROFILE

Profile Name:

PC: Direct Access DMZ DMZ Excl RCL/ACL Routed/Tran

NETWORKS/VLANs

Native Network:

Tagged Networks:
 Default DMZ/Excl/Undervl-100
 RT_LAMP02_ConfMgmt02
 DMZ/Excl/Undervl-100 Management100
 Vlan RT_LAMP02A_Devic100A
 RT_LAMP02_ConfMgmt02
 RT_LAMP02A_Devic100A

Vlan Network:

ADVANCED OPTIONS